

# RIVERS

## ILT

**Objective:** To be able to independently research and create an information brochure about a world river.

### Success Criteria

#### Must:

Be able to produce an information brochure on a river containing basic facts and simple illustrations.

#### Should:

Be able to produce an information brochure on a river containing detailed facts and accurate illustrations.

#### Could:

Be able to produce an information brochure on a river containing detailed facts and accurate illustrations with evidence of personal opinions.

NAME: \_\_\_\_\_ CLASS: \_\_\_\_\_

**TASK 1** - Choose a world river (you can find lists on the Internet to pick from) and do some basic research about the topics contained in the boxes below. The more facts you find out now, the easier the rest of the project will be!

Geographical Information:

Source:


Towns on the River:

The River...


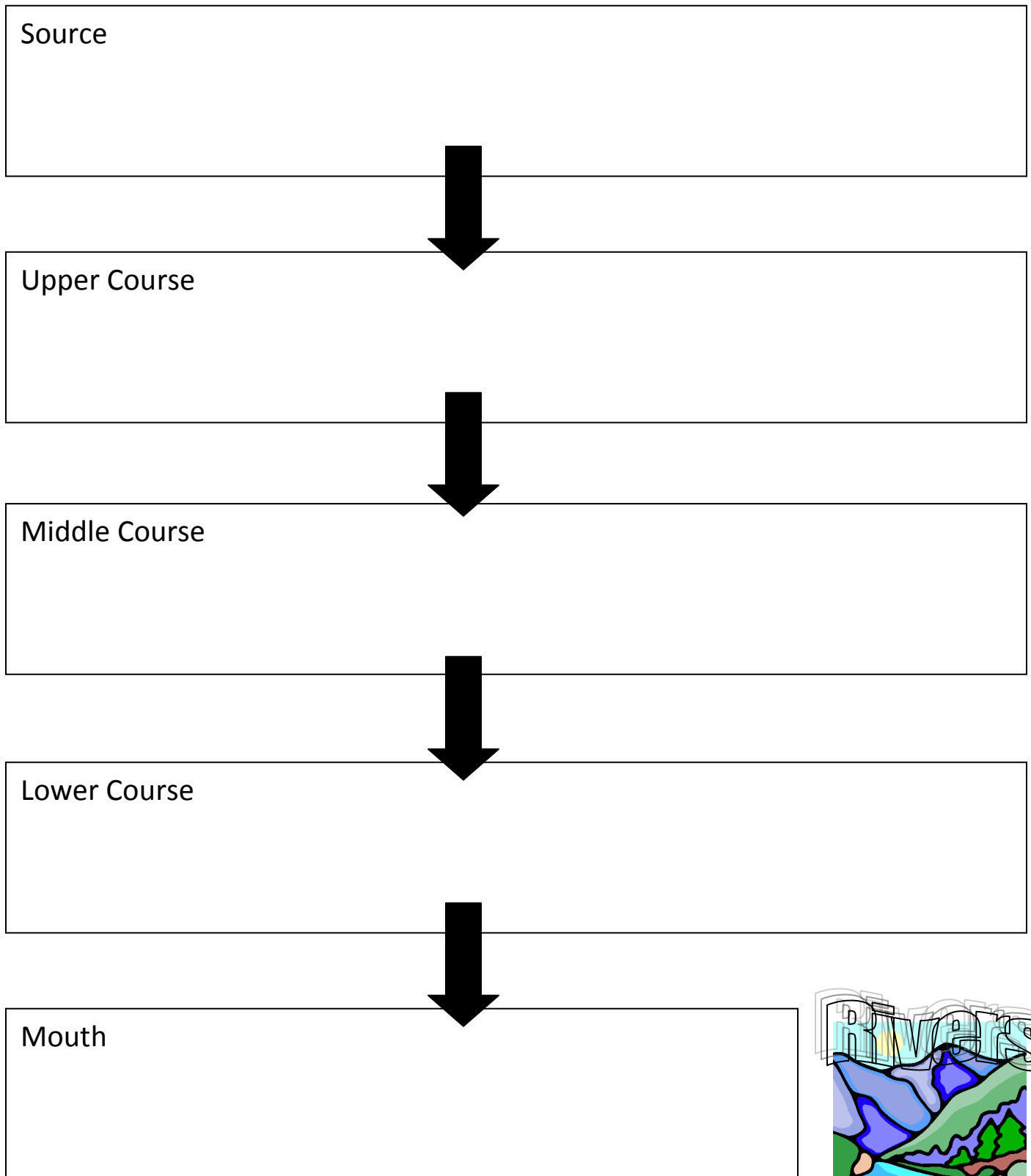
Historical Facts:

Wildlife:

Mouth:



## Course of the River (Task 2)



## Town Plan (Task 3)

Choose a town on the river, research it and create a plan of how the river runs through the town. Be as accurate as you can and annotate the plan with the town's major features. There is room at the bottom of the page to add notes if you wish.

---

---





---

---



## Leisure Activities on the River (Task 4)

Use this page to create a brochure of the leisure activities found on your chosen river. Think about how to make the activities sound and look **persuasive** and **enticing** to potential customers.

	<hr/> <hr/> <hr/> <hr/> <hr/> <hr/> <hr/>	
<hr/> <hr/> <hr/>		
		

## River Brochure (Task 5)

Your final task is to create a river brochure. The brochure should contain information about the various topics you have researched over the weeks, plus any other themes you feel are relevant to your specific river.



Use the blank A4 sheet of paper to create your brochure, in the same format of the one below. It must be **double-sided** with 3 panels.

This brochure should be done by hand, not on the computer (we will be turning them into Microsoft Publisher documents after half term).

Your brochure will contain a great deal of the research you have already done however, you may need to find extra facts to liven up the information in your brochure.

We will expect to see accurate pictures and engaging information – refer to the success criteria to help you. The hand in date is 14<sup>th</sup> of February.

Good Luck!



# Feedback Form

## Student's Views:

What parts of the ILT do you think were the most valuable?

Is there anything in this ILT that you think should be changed?

## Parents' Views:

What were your overall impressions of the ILT?

